

Scaled data based on original data using  
LM-79-08 Approved Method: Electrical and Photometric Measurements of Solid-  
State Lighting Products

Test Report Prepared for  
Cooper Lighting Solutions  
(formerly Eaton)

Brand: McGRAW-EDISON

Report Number: P385814

Luminaire Tested: **GWC-SA1B-827-U-T4FT-HSS**

Issue Date: 3/3/2020

**Test Information**

Test Method: LM-79-08  
Report Number: P385814  
TEST IS SCALED FROM IESNA LM-79-08 TEST DATA (G2-1903-205-17)  
Test Lab: INNOVATION CENTER  
Issue Date: 3/3/2020  
Manufacturer: COOPER LIGHTING SOLUTIONS (FORMERLY EATON)  
Product Line: MCGRAW-EDISON  
Catalog Number: GWC-SA1B-827-U-T4FT-HSS  
Description: GALLEON WALL LUMINAIRE  
(1) 80 CRI, 2700K, 800mA LIGHTSQUARE WITH 16 LEDS AND TYPE IV FORWARD  
THROW OPTICS WITH HOUSE SIDE SHIELD  
Light Source: -  
Ballast/Driver: ELECTRONIC DRIVER

**Summary**

Lumens per Lamp: N/A  
Luminaire Lumens: 3186 lumens  
Efficiency: N/A  
Efficacy: 72.4 lumens/watt  
Luminous Opening: Rectangular (W 0.5' x L: 0.5' x H: 0')  
IES Classification: Type IV - Short  
BUG Rating: B0 - U0 - G1

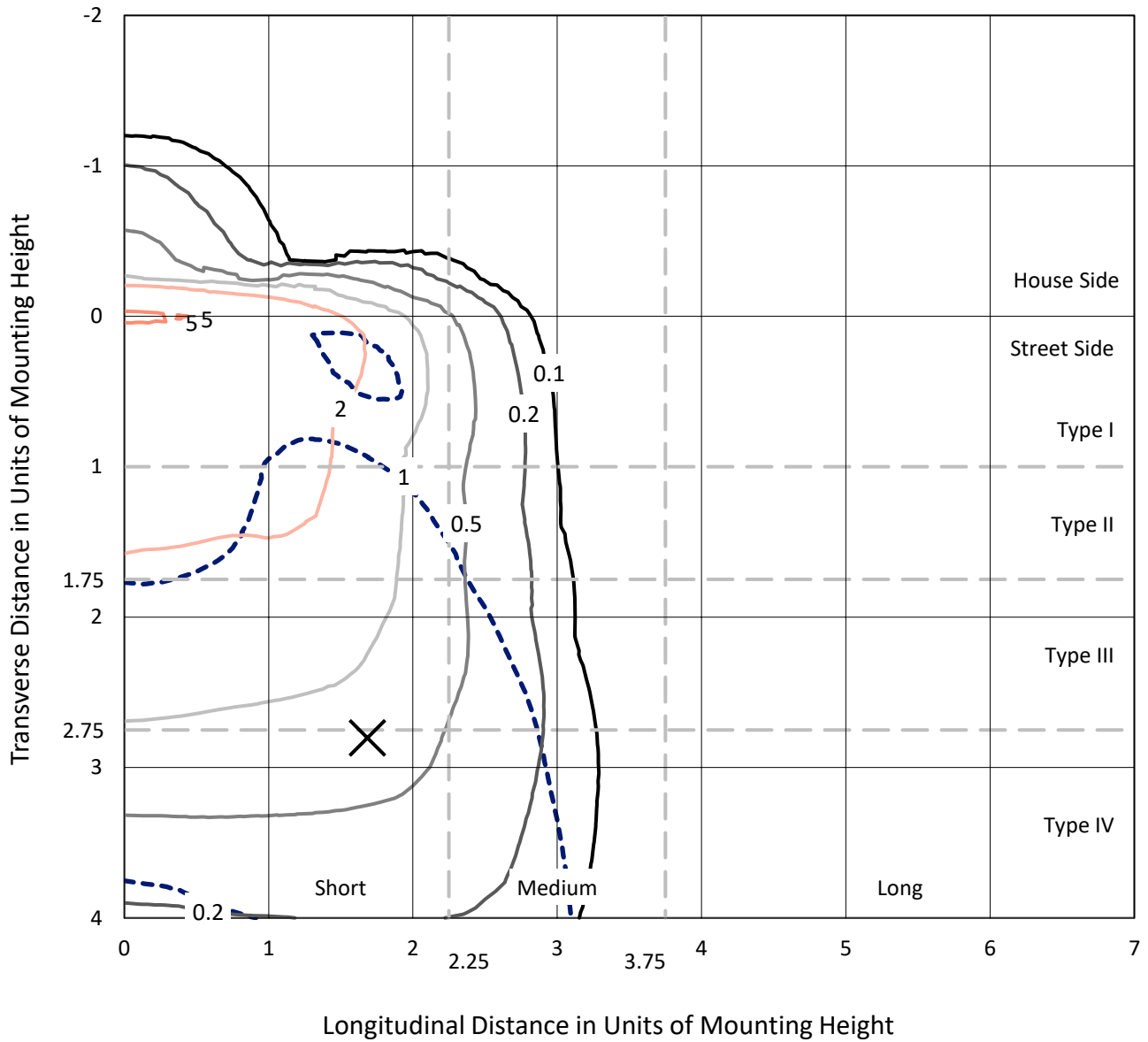
Input Watts (W): 44  
Input Voltage (V): NR  
Input Current (A<sub>in</sub>): NR  
Voltage Rise (V): NR  
Power Factor: NR  
Total Harmonic Distortion (THDi): NR  
Frequency (hertz): 60  
Stabilization Time: NR  
Operation Time: NR  
Ambient Temperature (°C): NR  
Test Distance: 24 FT



REPORT NUMBER: P385814  
 CATALOG NUMBER: GWC-SA1B-827-U-T4FT-HSS

### Iso-Footcandle Lines of Horizontal Illumination

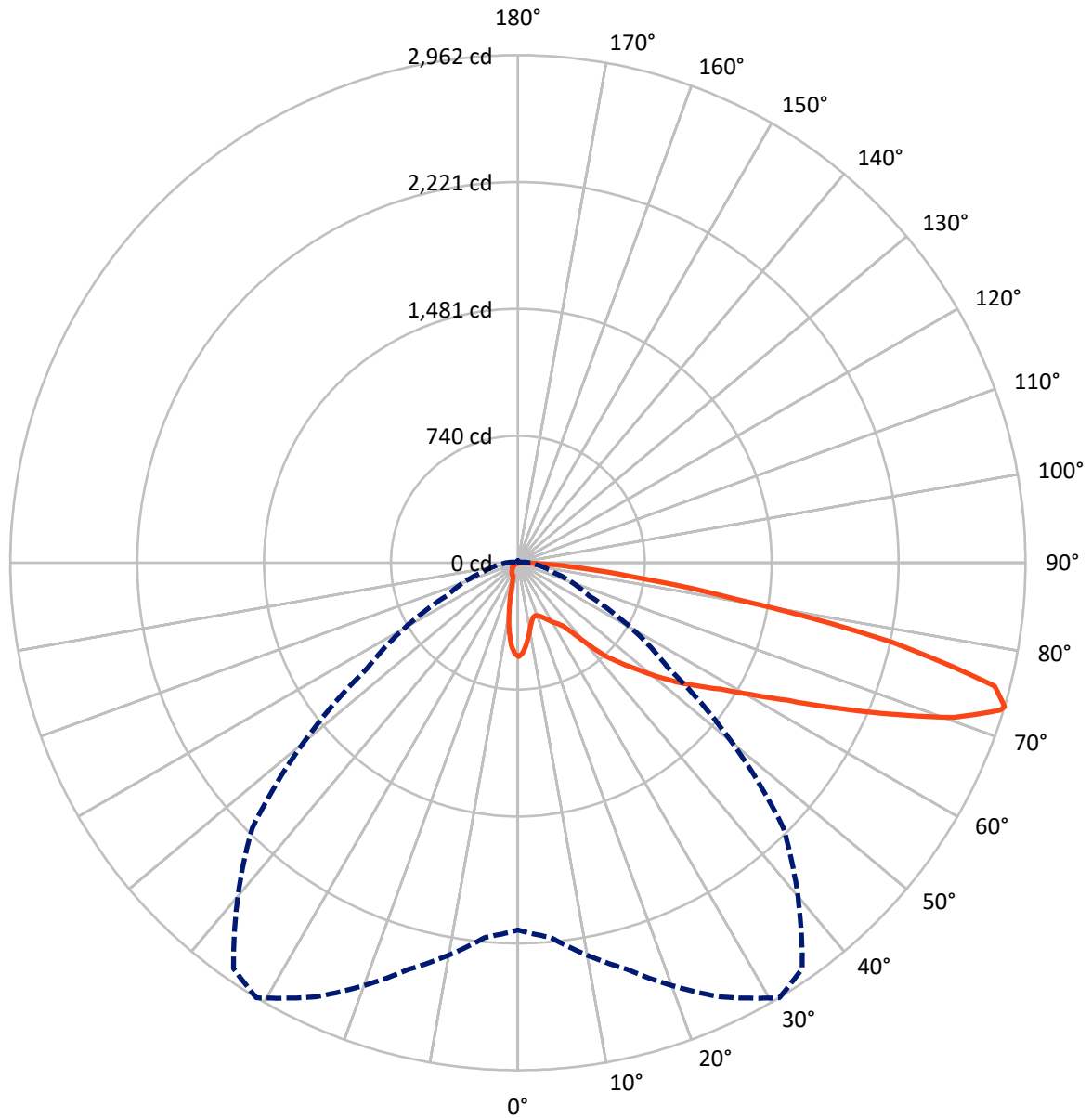
× Max cd  
 - - - 1/2 Max cd



Based on 10 foot mounting height. Maximum calculated value = 5.5 fc  
 Type IV - Short - N/A

REPORT NUMBER: P385814  
CATALOG NUMBER: GWC-SA1B-827-U-T4FT-HSS

### Luminous Intensity Polar Plot



— Vertical Plane Through 31-Deg Lateral    - - - Horizontal Cone Through 73-Deg Vertical

REPORT NUMBER: P385814

CATALOG NUMBER: GWC-SA1B-827-U-T4FT-HSS

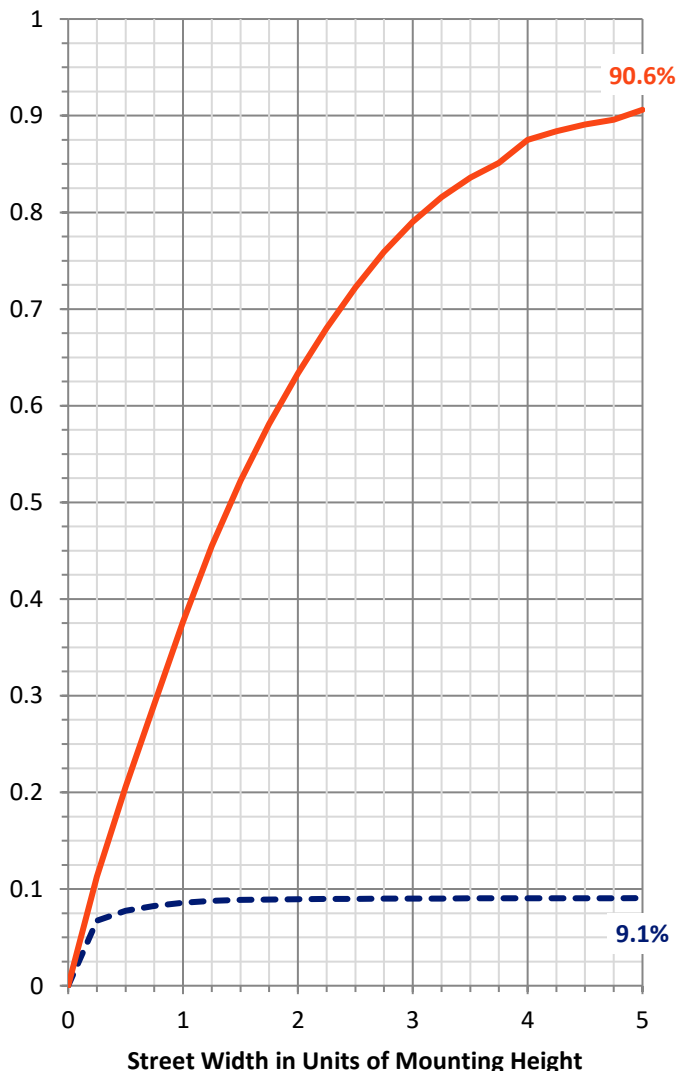
**FLUX DISTRIBUTION:**

		Downward	Upward	Total
<b>House Side</b>	Lumens	290.4	0.0	290.4
	% Fixture	9.1	0.0	9.1
<b>Street Side</b>	Lumens	2895.6	0.0	2895.6
	% Fixture	90.9	0.0	90.9
<b>Total</b>	Lumens	3186.0	0.0	3186.0
	% Fixture	100.0	0.0	100.0

**ZONAL LUMENS:**

Zone	Lumens	% Fixture
0°-10°	45.4	1.4
10°-20°	98.7	3.1
20°-30°	147.9	4.6
30°-40°	235.2	7.4
40°-50°	420.1	13.2
50°-60°	651.8	20.5
60°-70°	866.5	27.2
70°-80°	651.8	20.5
80°-90°	68.5	2.1
90°-100°	0.0	0.0
100°-110°	0.0	0.0
110°-120°	0.0	0.0
120°-130°	0.0	0.0
130°-140°	0.0	0.0
140°-150°	0.0	0.0
150°-160°	0.0	0.0
160°-170°	0.0	0.0
170°-180°	0.0	0.0
0°-90°	3186.0	100.0
0°-180°	3186.0	100.0

**Coefficient of Utilization**



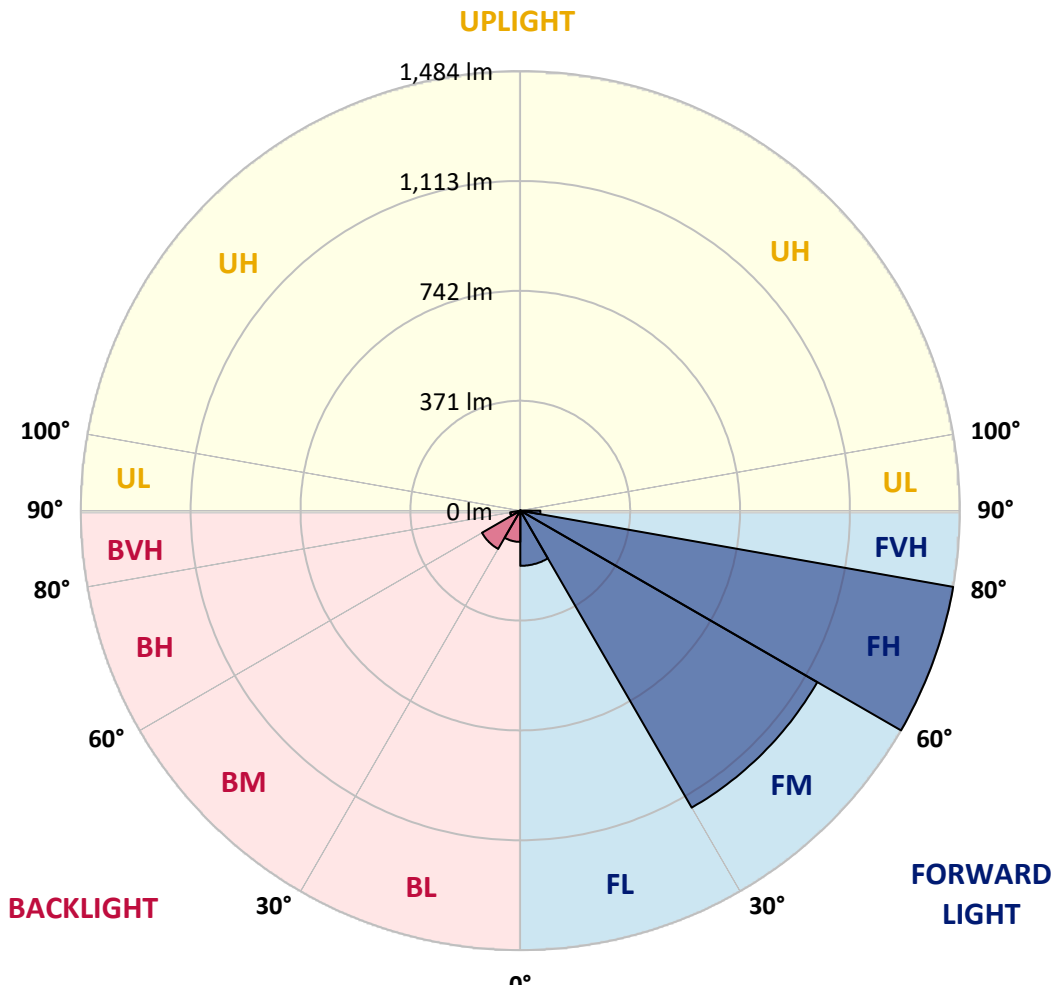
REPORT NUMBER: P385814

CATALOG NUMBER: GWC-SA1B-827-U-T4FT-HSS

**LUMINAIRE CLASSIFICATION SYSTEM LUMEN TABLE AND BUG RATING:**

Zone	Lumens	% Fixture	Zone Rating/Lumen Limit		
			B	U	G
FL (0°-30°)	186.4	5.9			
FM (30°-60°)	1157.7	36.3			
FH (60°-80°)	1483.6	46.6			G1/1800
FVH (80°-90°)	67.9	2.1			G1/100
BL (0°-30°)	105.6	3.3	B0/110		
BM (30°-60°)	149.5	4.7	B0/220		
BH (60°-80°)	34.7	1.1	B0/110		G0/110
BVH (80°-90°)	0.6	0.0			G0/10
UL (90°-100°)	0.0	0.0		U0/0	
UH (100°-180°)	0.0	0.0		U0/0	

**BUG Rating: B0-U0-G1**  
 Type IV Short





REPORT NUMBER: P385814

CATALOG NUMBER: GWC-SA1B-827-U-T4FT-HSS

**CANDELA DISTRIBUTION (FULL):**

	0°	5°	15°	25°	31°	35°	45°	55°	65°	75°	85°
0°	548.2	548.2	548.2	548.2	548.2	548.2	548.2	548.2	548.2	548.2	548.2
2.5°	519.5	521.7	524.0	524.5	528.4	528.5	534.1	538.3	542.5	546.6	548.0
5°	466.2	469.7	473.9	478.2	486.4	489.7	503.4	517.4	530.9	543.6	549.9
7.5°	409.2	413.3	419.2	429.7	438.9	445.3	466.9	491.9	516.8	540.4	553.9
10°	357.3	361.1	367.3	378.4	392.6	401.3	430.5	465.1	501.7	537.4	560.0
12.5°	324.3	326.3	329.7	341.6	354.4	364.2	398.5	441.4	489.2	537.2	569.8
15°	318.2	318.8	316.0	321.3	331.3	340.8	375.6	422.2	479.7	539.7	582.6
17.5°	327.9	327.6	318.2	317.6	325.5	333.3	364.3	408.9	473.0	545.5	599.1
20°	342.5	341.4	325.2	322.3	330.7	338.0	363.6	403.9	470.5	555.2	619.2
22.5°	362.0	360.1	334.7	331.6	340.6	348.3	373.2	408.8	472.7	568.1	642.6
25°	386.2	383.4	351.1	347.7	356.9	364.5	390.5	422.7	479.2	583.9	672.3
27.5°	413.5	409.4	377.3	368.4	378.8	386.8	413.6	443.9	489.5	600.5	708.6
30°	439.2	433.9	404.9	390.2	403.0	411.9	438.6	469.1	506.1	626.3	758.3
32.5°	465.1	459.1	429.5	412.1	423.6	433.3	464.3	503.9	537.1	665.6	824.4
35°	524.6	518.4	482.1	453.2	453.1	458.5	500.3	551.4	578.1	720.3	903.3
37.5°	624.9	621.3	586.7	531.9	517.3	511.2	549.4	608.2	637.0	795.6	992.3
40°	734.6	731.5	692.7	643.1	620.8	605.8	619.9	687.2	720.3	887.6	1083.2
42.5°	858.6	843.8	774.5	759.7	739.8	728.4	715.8	784.7	822.5	987.7	1173.3
45°	971.1	946.2	856.4	833.9	829.4	832.2	839.2	915.6	937.6	1106.6	1263.1
47.5°	1038.2	1018.5	949.6	928.1	926.8	945.4	998.4	1063.6	1052.2	1210.3	1342.2
50°	1101.9	1084.2	1026.9	1032.2	1038.0	1063.3	1179.1	1215.7	1156.8	1304.3	1414.7
52.5°	1153.5	1126.4	1096.5	1126.2	1154.6	1195.3	1365.6	1352.3	1231.0	1379.1	1476.7
55°	1183.3	1171.0	1185.5	1215.4	1268.7	1334.8	1541.6	1466.0	1285.3	1447.4	1518.0
57.5°	1292.4	1268.3	1297.1	1323.0	1392.5	1485.0	1692.3	1550.6	1324.4	1489.7	1527.5
60°	1424.5	1405.0	1422.0	1465.0	1558.9	1667.5	1833.3	1619.7	1344.8	1516.8	1502.9
62.5°	1634.7	1608.9	1598.3	1646.5	1770.9	1889.6	1940.2	1667.5	1340.3	1504.8	1418.4
65°	1916.2	1889.6	1842.2	1885.8	2044.1	2127.8	2059.8	1677.7	1309.1	1407.7	1204.8
67.5°	2204.6	2185.3	2144.8	2218.4	2361.2	2388.1	2186.2	1653.0	1208.7	1141.4	851.2
70°	2395.2	2386.9	2413.2	2576.0	2703.4	2695.6	2302.2	1520.7	942.1	701.9	421.1
72.5°	2257.8	2297.4	2492.0	2787.1	2942.7	2879.1	2242.7	1167.7	538.5	270.0	121.8
73°	2144.0	2194.7	2456.6	2795.0	2961.5	2891.9	2192.6	1071.8	459.0	213.1	92.3
75°	1491.5	1553.7	2033.8	2603.1	2873.3	2755.3	1827.7	656.0	212.7	94.5	37.3
77.5°	724.2	770.2	1119.9	1880.8	2234.6	2152.7	1137.8	244.5	96.0	59.1	17.1
80°	270.3	300.6	486.1	957.2	1291.4	1325.2	500.5	92.5	63.9	47.6	8.7
82.5°	70.8	78.9	179.3	426.9	661.8	692.7	157.8	46.6	46.8	39.1	5.3
85°	22.6	25.9	56.0	191.6	311.8	273.8	41.2	22.6	34.0	29.2	3.0
87.5°	2.8	3.6	17.8	45.1	68.8	38.2	6.4	6.7	14.5	16.2	1.7
90°	0.0	0.0	0.0	0.0	0.0	0.0	0.0	0.0	0.0	0.0	0.0



REPORT NUMBER: P385814  
 CATALOG NUMBER: GWC-SA1B-827-U-T4FT-HSS

**CANDELA DISTRIBUTION (continued):**

	90°	95°	105°	115°	125°	135°	145°	155°	165°	175°	180°
0°	548.2	548.2	548.2	548.2	548.2	548.2	548.2	548.2	548.2	548.2	548.2
2.5°	549.4	548.6	548.8	544.7	542.1	536.8	531.3	528.8	526.2	525.1	526.2
5°	552.2	550.8	546.8	534.3	521.0	503.9	487.8	475.7	460.4	456.2	460.5
7.5°	556.6	553.8	541.9	516.5	487.0	454.3	417.5	390.7	368.7	354.5	359.7
10°	563.0	557.7	533.8	490.6	437.9	379.9	327.7	287.0	258.2	246.3	245.9
12.5°	573.7	563.7	523.8	457.0	377.9	300.6	232.1	188.0	164.6	149.5	149.2
15°	585.6	570.9	511.2	416.6	308.1	215.3	149.5	116.0	100.9	96.0	95.4
17.5°	600.1	579.2	494.8	366.8	234.9	142.7	97.6	87.9	87.3	86.8	86.8
20°	618.3	589.0	473.8	309.9	166.7	95.3	82.9	83.6	83.9	83.3	83.4
22.5°	639.5	599.0	448.7	248.8	112.7	79.7	79.4	80.1	80.4	80.1	80.3
25°	664.2	610.5	418.1	184.7	81.4	75.6	76.4	77.5	78.3	78.3	78.3
27.5°	694.7	624.6	381.3	128.9	70.3	71.4	73.6	75.6	76.7	77.0	77.0
30°	734.5	642.0	337.2	88.4	63.9	65.8	69.8	73.7	75.8	76.1	76.2
32.5°	784.7	661.7	286.1	65.3	58.5	59.9	64.2	70.8	74.7	75.3	75.3
35°	842.2	684.4	231.0	56.9	54.6	55.0	58.5	65.9	72.8	74.5	74.7
37.5°	905.2	706.9	175.7	53.2	51.3	51.3	53.8	60.2	68.3	73.6	74.2
40°	964.0	720.4	123.2	50.2	48.3	48.3	50.5	55.2	62.8	70.8	72.5
42.5°	1018.2	725.1	85.7	47.4	45.5	46.0	47.9	51.6	57.4	65.3	66.9
45°	1074.0	724.3	62.5	44.1	42.7	44.1	45.5	48.3	52.5	57.1	57.4
47.5°	1116.1	717.8	49.6	41.0	40.1	41.9	43.2	45.1	47.4	47.1	47.1
50°	1155.6	701.9	39.9	36.8	37.4	39.6	40.2	40.8	41.0	38.0	37.7
52.5°	1185.5	677.1	32.0	32.3	34.8	36.9	36.3	35.4	33.8	30.2	29.6
55°	1195.5	629.4	25.1	26.7	30.9	33.7	31.3	29.3	26.3	23.4	22.8
57.5°	1177.4	567.8	20.4	20.7	26.0	28.4	25.7	23.4	20.1	17.6	17.1
60°	1139.0	499.4	16.8	15.6	20.1	22.1	20.4	18.1	15.1	13.3	13.1
62.5°	1063.0	426.4	13.9	12.2	15.3	17.0	15.9	14.2	11.7	10.4	10.3
65°	903.0	341.1	11.2	9.8	11.8	13.3	12.3	11.1	9.2	8.3	8.1
67.5°	630.3	230.6	9.2	8.1	9.4	10.4	9.7	9.0	7.3	7.2	7.3
70°	304.0	111.2	7.6	6.5	7.3	8.1	7.8	7.3	7.0	8.1	9.4
72.5°	87.2	37.3	6.1	5.5	5.9	6.4	6.7	6.5	7.6	9.8	11.4
73°	67.0	30.1	5.8	5.1	5.6	6.2	6.5	6.4	7.8	10.0	11.4
75°	28.7	14.5	4.4	4.2	4.7	5.5	5.8	5.8	7.8	10.1	10.9
77.5°	12.9	7.8	2.8	3.3	4.1	4.4	4.8	4.8	6.2	7.8	7.8
80°	7.3	4.2	2.2	2.5	3.0	3.0	3.0	2.7	2.8	3.1	3.4
82.5°	4.7	2.8	1.7	2.0	1.9	1.6	1.2	1.2	1.1	1.2	1.6
85°	2.7	1.6	1.6	1.2	0.8	0.6	0.8	0.6	0.2	0.0	0.2
87.5°	1.6	0.9	0.5	0.0	0.0	0.0	0.0	0.0	0.0	0.0	0.0
90°	0.0	0.0	0.0	0.0	0.0	0.0	0.0	0.0	0.0	0.0	0.0



Signify Classified - Internal  
Cooper Lighting Solutions Photometric Lab  
1121 Highway 74 South  
Peachtree City, GA 30269

Scaled Data Report



Report Generated By 670245982

Signify Classified - Internal  
Cooper Lighting Solutions Photometric Lab  
1121 Highway 74 South  
Peachtree City, GA 30269

Scaled Data Report



Signify Classified - Internal  
Cooper Lighting Solutions Photometric Lab  
1121 Highway 74 South  
Peachtree City, GA 30269

Scaled Data Report



Signify Classified - Internal  
Cooper Lighting Solutions Photometric Lab  
1121 Highway 74 South  
Peachtree City, GA 30269

Scaled Data Report



Signify Classified - Internal  
Cooper Lighting Solutions Photometric Lab  
1121 Highway 74 South  
Peachtree City, GA 30269

Scaled Data Report



--- HS — SS

Signify Classified - Internal  
Cooper Lighting Solutions Photometric Lab  
1121 Highway 74 South  
Peachtree City, GA 30269

Scaled Data Report



u

Signify Classified - Internal  
Cooper Lighting Solutions Photometric Lab  
1121 Highway 74 South  
Peachtree City, GA 30269

Scaled Data Report



Signify Classified - Internal  
Cooper Lighting Solutions Photometric Lab  
1121 Highway 74 South  
Peachtree City, GA 30269

Scaled Data Report



(END OF REPORT)